






House and Land Package

POA

Jennian
HOMES



**Lot 1, 220 Withy Road,
Manawahe, Whakatane**

 4	 2	 3	 2	 2
---	---	---	---	---

Welcome to Timber Tops Estate, where space, privacy, and panoramic beauty come together in one exceptional location. This premium lifestyle section is ready for your new home—and we've paired it with the stunning Arataki plan to create the ultimate house and land package.

Imagine waking up to sweeping views of Whakaari (White Island), Moutohora (Whale Island), and the Rurima Islands. With a geo-teched building platform, essential services already in place, and realistic covenants to protect your freedom, everything is set for you to start building.

Whakatane

P 021 024 11002

E whakatane@jennian.co.nz

jennian.co.nz

Lot 1, 220 Withy Road, Manawahe, Whakatane

302.40m² | 4 bdr



Living Area	302.4 m ²
Home Width	14.48 m
Home Length	30.11 m
Land Area	9800 m ²

The images may show features which may not be included in the standard plan or price. Your local Jennian New Home Consultant will confirm standard features and discuss your ideas. All plans remain the copyright of Jennian Homes.