






# House and Land Package

**FROM \$1,020,000**



## Rural lifestyle on Rockdale Rd

 4	 2	 2	 2	 2
---	---	---	---	---

Experience the perfect fusion of lifestyle and location in this remarkable rural location, offering captivating views of expansive farmland while remaining just a short drive from all the amenities in Timaru.

Showcasing contemporary elegance, this home will be crafted with impeccable attention to detail ensuring both functionality and sophistication.

Package Includes:  
209.5m<sup>2</sup> Home | 5,000m<sup>2</sup> Land  
Joinery & Colour Consultations  
Thermally Broken Joinery with Low-E Glass  
Fully Insulated Double Garage  
10yr Master Build Guarantee  
36mth Defect Warranty

### Canterbury

212 Main South Road, Sockburn, Christchurch  
**P** 03 741 1436  
**E** canterbury@jennian.co.nz  
[jennian.co.nz](http://jennian.co.nz)

### Amanda Gormack

**P** 021 195 0346  
**E** amanda.gormack@jennian.co.nz

# Rural lifestyle on Rockdale Rd

209.00m<sup>2</sup> | 4 bdr



Living Area	173 m <sup>2</sup>
Garage Area	36 m <sup>2</sup>
<b>Total Floor Area</b>	<b>209 m<sup>2</sup></b>
Home Width	12.2 m
Home Length	22.6 m
Land Area	5000 m <sup>2</sup>

The images may show features which may not be included in the standard plan or price. Your local Jennian New Home Consultant will confirm standard features and discuss your ideas. All plans remain the copyright of Jennian Homes.